



**Bobcat®**

# Rotary Telescopic Handlers

Product Range



# Turn your world around – with 360° rotation!

## ■ Rotate at will

Bobcat offers a new level of versatility and efficiency with the range of rotating telescopic handlers. With 360° rotation, you can lift and precisely position big, bulky and heavy loads anywhere on your site. And with the full range of attachments, you obtain three machines in one: man platform, telescopic handler and crane.

Our range will give you a whole new perspective of your site – and spin your world around!

- Continuous rotation\*
- Lift and rotate over obstacles
- Fast and precise positioning
- Accessibility: increase your scope on worksites

\*(except TR35160 at +/- 200°)



## ■ Maximum safety for peace of mind

- Load control system for no risk of overloading
- Easy to read information on load weight, boom extension, type of attachment, turret position, etc
- Automatic recognition of attachment mode, with load chart for each
- 'Deadman' switch to prevent uncontrolled movements

## ■ Very user-friendly

- 2 joysticks similar to crane controls
- Easy to use load control system
- Proportional movements
- Easy to switch attachment modes
- Convenient attachment coupling

## ■ Efficiency of 3 machines in 1

- Minimize worktime
- Maximize mobility and reach locations that an ordinary man platform or crane wouldn't
- Maximize safety while rotating
- Maximize lifting height versus a standard telescopic handler



# Boost your efficiency with features that do the job

## ■ Our range is loaded with features to help you maximize your efficiency:

- High-flow gear pump offers optimum power, precision and flexibility.

- Open-centre load sensing system and electro-proportional valves let you raise and extend the boom while operating attachments, with proportional movements at any engine speed.
- Optimum load charts make sure you get best-in-class lifting capacity at any reach.

**Feature:** Large range of attachments.  
**Benefit:** Highly versatile; possibility to tackle a wide variety of jobs.



**Feature:** Large windscreen (and sun visor).  
**Benefit:** Excellent attachment visibility for your high-reach work.



**Feature:** Rear axle locks during rotation.  
**Benefit:** Greater safety during operation on tyres.

**Feature:** Remote control.  
**Benefit:** Easily place loads precisely in confined spaces. Operate the machine from outside the cab.

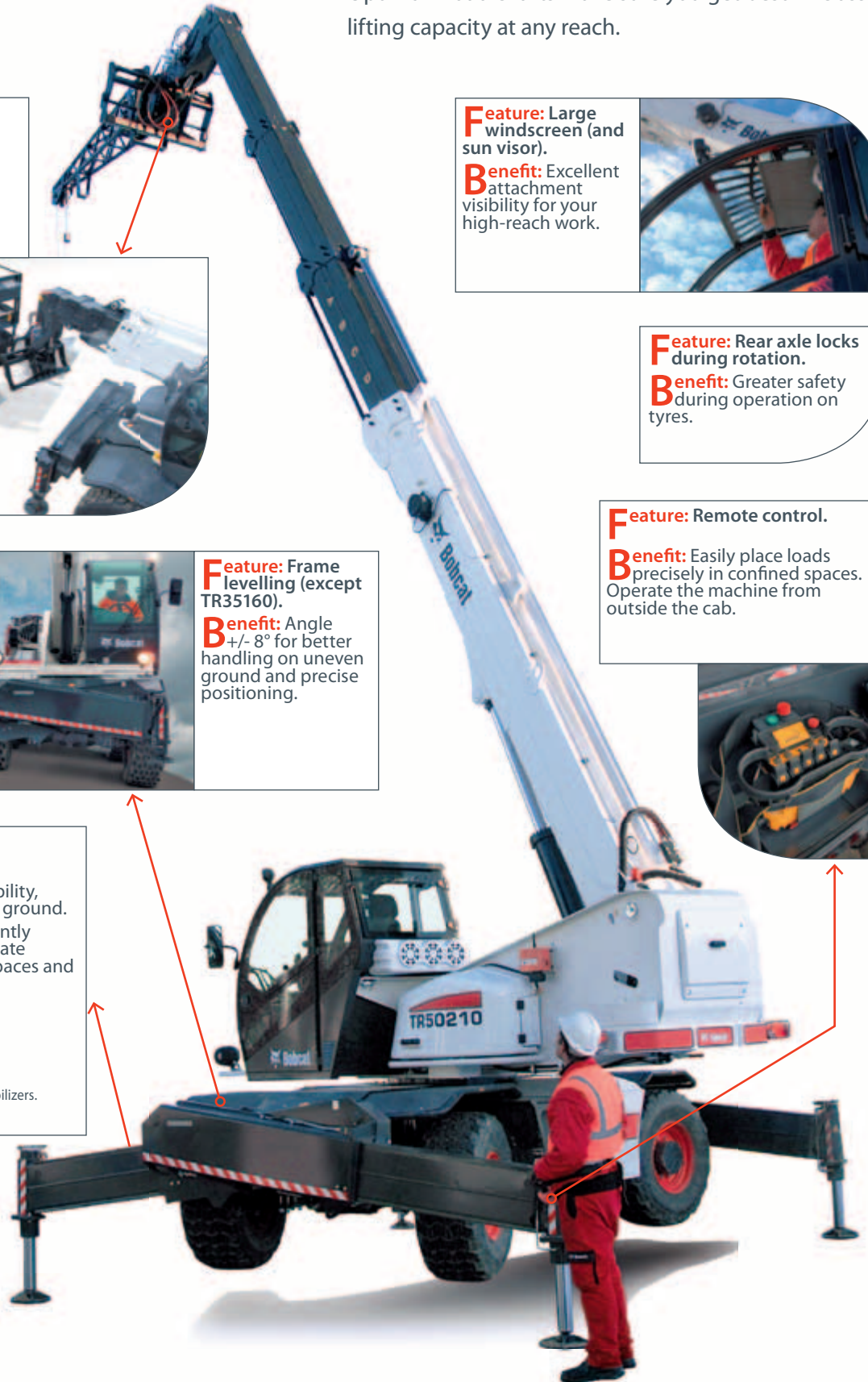


**Feature:** Frame levelling (except TR35160).  
**Benefit:** Angle  $\pm 8^\circ$  for better handling on uneven ground and precise positioning.



**Feature:** Stabilizers.  
**Benefit:** Greater safety and stability, thanks to levelling on uneven ground. All four stabilizers are independently controlled and include intermediate positions, for narrow streets or spaces and for avoiding obstacles. The wide contact area ensures adaptability to all surfaces.

① The TR35160 is equipped with different stabilizers.





# Bobcat®

## ■ Man platform-ready

Our range is ready for mounting man platforms. No additional options are required.

## ■ Hydrostatic transmission

The easy-to-use, heavy-duty hydrostatic transmission allows accurate positioning for greater safety and precision, as well as continuous speed control.

## ■ Remote control – open doors for more applications

All the models in our range can be equipped with radio remote control. Get more done, by remote-controlled boom functions.

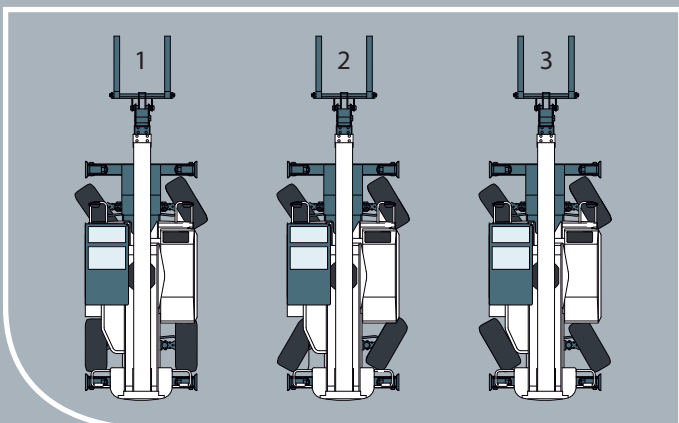
## ■ Travel speed

Travel time is downtime for construction equipment. But our machines can move quickly from one job site to another, and are back to work in no time.

## ■ Exceptional manoeuvrability

Whatever your working environment, there is a steering mode to suit your requirement:

1. Front-wheel steering for road travel; gets you to your next site quickly.
2. All-wheel steering gives you better on-site handling and a smaller turning radius, for sharp turns in small and narrow spaces.
3. Crab steering lets you position loads to the side with perfect precision in cramped areas.



## PERFORMANCE

Lifting height (on tyres)
Lifting height (on stabilizers)
Rated capacity
Capacity at maximum height (on tyres)
Capacity at maximum height (on stabilizers)
Capacity at maximum reach (on tyres)
Capacity at maximum reach (on stabilizers)
Maximum reach (on tyres)
Maximum reach (on stabilizers)
Levelling corrector

## WEIGHTS

Weight (unladen)
------------------

## ENGINE

Make / Model
Fuel / Cooling
Rated power
Maximum torque at 1400 RPM
Number of cylinders
Displacement

## TRACTION

Standard tyres
Low speed (forward/reverse)
High speed (forward/reverse)

## DRIVE SYSTEM

Transmission
Main drive

## HYDRAULIC SYSTEM

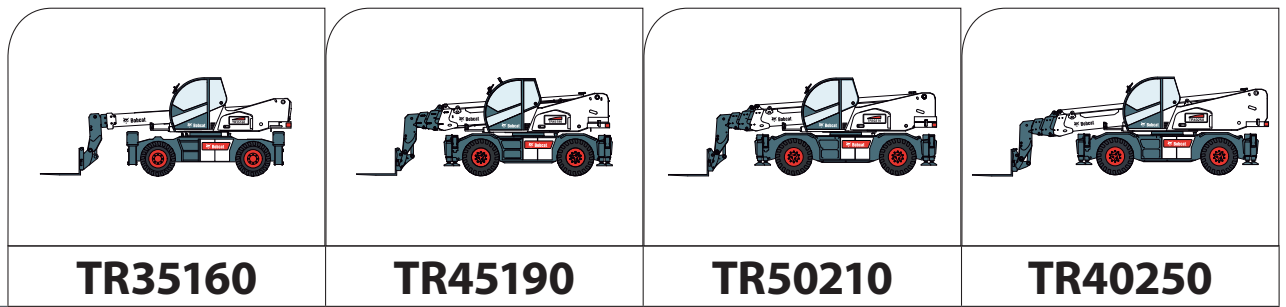
Pump type
Combined pump capacity
Working pressure

## BRAKES

Engine braking
Emergency brake
Parking brake
Service brake

## DIMENSIONS

Overall width
Overall length (with carriage)
Overall height
Ground clearance
Wheelbase
Track width
External turning radius (with forks)
Internal turning radius
Rotation



	<b>TR35160</b>	<b>TR45190</b>	<b>TR50210</b>	<b>TR40250</b>
mm	15500	18400	20300	21100
mm	15700	18700	20500	24500
kg	3500	4500	5000	4000
kg	1700	1200	1200	1500
kg	2000	3000	2500	1700
kg	100	400	400	400
kg	300	500	400	200
mm	13350	12200	12700	13000
mm	13350	16400	18100	18410
°	N/A	+/- 8	+/- 8	+/- 8

kg	13100	16400	17200	17500
----	-------	-------	-------	-------

	Iveco NEF F4GE0454A-TC	Perkins 1104D-ETA	Perkins 1104D-ETA	Perkins 1104D-ETA
	Diesel / Liquid	Diesel / Liquid	Diesel / Liquid	Diesel / Liquid
kW (HP)	74 (102)	106 (144)	106 (144)	106 (144)
Nm	410	556	556	556
	4	4	4	4
l	4.485	4.399	4.399	4.399

	16/70/20"	18-R22.5"	18-R22.5"	18-R22.5"
km/h	9	10	10	10
km/h	30	40	40	40

	Hydrostatic with hydraulic regulation	Hydrostatic with hydraulic regulation	Hydrostatic with hydraulic regulation	Hydrostatic with hydraulic regulation
	2 speed gearbox	2 speed gearbox	2 speed gearbox	2 speed gearbox

	Single gear pump	Double gear pump	Double gear pump	Double gear pump
l/min	100	135	135	135
bar	230	230	230	230

	Hydrostatic	Hydrostatic	Hydrostatic	Hydrostatic
	Oil-immersed disk in front or rear axle	Oil-immersed disk in front or rear axle	Oil-immersed disk in front or rear axle	Oil-immersed disk in front or rear axle
	Negative brake with electrohydraulic command on rear axle	Negative brake with electrohydraulic command on rear axle	Negative brake with electrohydraulic command on rear axle	Negative brake with electrohydraulic command on rear axle
	Oil-immersed disk in front and rear axle	Oil-immersed disk in front and rear axle	Oil-immersed disk in front and rear axle	Oil-immersed disk in front and rear axle

mm	2380	2380	2380	2380
mm	6530	6760	7150	8000
mm	3000	3020	3030	3020
mm	340	320	320	320
mm	2950	2950	3250	3250
mm	1920	1920	1920	1920
mm	6230	6410	6720	7140
mm	1700	1700	1980	1980
°	+/- 200	360	360	360

# Three machines in one: numerous possibilities!

## ■ Versatility: the capability to do more

The range offers the chance to do so much more on your site, with attachments that make it a three-in-one solution. Attach one of our man platforms and use it as an aerial work platform. Use it with pallet forks or buckets, and it's a telescopic handler. Add a winch or jib, and it becomes a crane... The possibilities are nearly endless!



A MAN PLATFORM




**ROTATING MAN PLATFORM**  
(EXPANDABLE TO 4.2 M - 300 KG)

This rotating platform accommodates up to 3 persons at one time and 300 kg of load. It extends hydraulically within seconds from 2.40 m up to 4.20 m. Set up is quick and its rotation (up to 90°) makes it easy to adjust the platform to the worksite!



**ROTATING MAN PLATFORM**  
(EXPANDABLE TO 5.8 M - 300 KG)

This large rotating platform can expand from 2.40 m up to 5.80 m within seconds. It accommodates up to 3 persons at one time and 300 kg of load. The set up is quick and easy. The large width makes the platform convenient for all aerial work where space is required.



**ROTATING MAN PLATFORM**  
(EXPANDABLE TO 4.2 M - 800 KG)

Expand hydraulically this rotating man platform from 2.40 m up to 4.20 m within seconds. Designed to accommodate up to 3 people, with a maximum load capacity of 800 kg. This model is particularly useful where high load capacity is required at high reach. Other configurations available.



**FIXED MAN PLATFORM**  
(120X215 - 300 KG)

This fixed platform accommodates up to 3 persons at one time and 300 kg of load. It extends hydraulically within seconds from 1.20 m up to 2.15 m. Set up is quick and easy. Other configurations available.

1

A CRANE



**HYDRAULIC WINCH + EXTENSION JIB**

Raise and lower loads without moving the boom! A range of extension jibs with winches are available with proportional control system for precise load positioning.



**EXTENSION JIB WITH HOOK**

Use this handy attachment to position loads in places that are otherwise difficult to access. The jib equipped with a hook increases lifting height and forward reach. Jibs have a capacity of 0.6 t, 1.2 t or 2.0 t and a reach varying from 1.3 m, to 2.5 m and 4.5 m.



**HYDRAULIC WINCH**  
(WITH CABLE GUIDE)

Choose from a 3.8 t or 5.0 t hydraulic winch to raise and lower loads without moving the boom. The double pull and cable guide increase performance and smooth operation. A version without cable guide can also be selected.



**HOOK**

Add a hook and turn your rotary telescopic handler into a cost efficient and easy to use crane with all the mobility and versatility of a standard crane. The use of the hook increases the working scope considerably.


2

A TELESCOPIC HANDLER




**PALLET FORKS**

Use to lift, carry and place all kinds of pallet materials on uneven surfaces in industrial or construction areas. Forks have a standard length of 1200 mm. Capacity ranges from 3.8 t to 5.0 t.



**LIGHT MATERIAL BUCKET**

Boost productivity using large capacity buckets for light material handling (with load weight no higher than 0.8 t/m<sup>3</sup>). Choose among four heaped capacities available: 0.75 m<sup>3</sup>, 1 m<sup>3</sup>, 1.5 m<sup>3</sup> and 2 m<sup>3</sup>.



**MIXING BUCKET**

This rugged, cost-effective attachment lets you mix, transport and pour concrete or other mixes more quickly than a stand-alone mixer (capacity of 500 l).



**CONCRETE BUCKET**

Two different buckets (400 l and 600 l) allow you to put concrete fast and efficiently where you want it. A hydraulic opening system makes it easy to empty the bucket.

3

# Comfort at its best with fingertip control

## ■ Ergonomic design for comfortable operation all day long

- Designed to be productive but also very comfortable for a full day of work in the best conditions
- Large cab interior offers plenty of legroom
- Spacious glazed cab offering excellent panoramic visibility for more ease and safety

## ■ Simple and logical control

- Easy to use, multifunctional, proportional joystick for fast and precise positioning of the boom
- Second joystick for independent rotation of the turret available as an option



## ■ Maximize uptime, with easy maintenance

- Easy access to the main components (engine, hydraulic system, boom, etc)
- Quick and effortless routine servicing

## ■ The service you trust, from the dealer you know

Our well-developed dealer network has the knowledge and experience to take the best care of our Bobcat customers. No matter where you are, you'll get the service you expect – and can rely on!



	TR35160	TR45190	TR50210	TR40250
<b>OPTIONS</b>				
Secondary control joystick	X	X	X	X
Pneumatic seat (required with double joystick)	X	X	X	X
Remote control	X	X	X	X
Second auxiliary hydraulic line with electrical line	X	X	X	X
Air conditioning	X	X	X	X
Limited slip differential for rear axle	X	X	X	X
Carriage with hydraulic attachment lock	X	X	X	X
Electric connector at boom end (e.g. mixing bucket use)	X	X	X	X
Radio / radio with CD player	X	X	X	X
Boom light	X	X	X	X
Protective grill for windshield	X	X	X	X
Cold weather kit	X	X	X	X
Roof mounted work lights	X	X	X	X
Sun visor	X	X	X	X
Special painting	X	X	X	X
Stabilizer security, 30 degrees	X	X	X	X
Catalytic exhaust purifier	X	X	X	X
Centering handler and positive/negative jib pre-installation	X	X	X	X

	TR35160	TR45190	TR50210	TR40250
<b>ATTACHMENTS</b>				
Centering handler (2.5 t – pre-installation is required)	X	X	X	X
Concrete bucket w/hydraulic opening (400 l)	X	X	X	X
Concrete bucket w/hydraulic opening (600 l)	X	X	X	X
Extension jib w/hook (2.0 t – L=1.3 m)	X	X	X	X
Extension jib w/hook (1.2 t – L=2.5 m)	X	X	X	X
Extension jib w/hook (0.6 t – L=4.5 m)	X	X	X	X
Hook	X	X	X	X
Hydraulic winch (0.6 t) + extension jib (L=4.5 m)	X	X	X	X
Hydraulic winch (1.2 t) + extension jib (L=2.5 m)	X	X	X	X
Hydraulic winch (2.0 t) + extension jib (L=1.3 m)	X	X	X	X
Hydraulic winch (double pull - 2.5 t w/o cable guide)	X	X	X	X
Hydraulic winch (double pull w/cable guide - 3.8 t)		X	X	X
Hydraulic winch (double pull w/cable guide - 5.0 t)		X	X	
Hydraulic winch (double pull w/o cable guide - 3.8 t)		X	X	X
Jib w/hook (2.5 t – L=1.00 m)	X	X	X	X
Light material bucket w/blade guard protection (2.35 m, 0.75 m <sup>3</sup> )	X	X	X	X
Light material bucket (2.35 m, 1.00 m <sup>3</sup> )	X	X	X	X
Light material bucket (2.35 m, 1.50 m <sup>3</sup> )	X	X	X	X
Light material bucket (2.35 m, 2.00 m <sup>3</sup> )	X	X	X	X
Fixed man platform – expandable (120x240/420, 300 kg)	X	X	X	X
Fixed man platform (120x215, 300 kg)	X	X	X	X
Rotating man Platform – expandable (120x240/420, 300kg)	X	X	X	X
Rotating man Platform – expandable (120x240/420, 500kg w/front sliding opening)	X	X	X	X
Rotating man Platform – expandable (120x240/420, 800kg)		X	X	X
Rotating man Platform – expandable (120x240/580, 300kg)		X	X	X
Rotating man Platform – expandable (120x240/420, 500kg w/winch 200kg)			X	X
Rotating man Platform (1000kg)		X	X	X
Rotating man Platform (120x215, 300kg)	X	X	X	X
Mixing bucket (330 l – Electric contact on boom end option is required)	X	X	X	X
Mixing bucket (500 l – Electric contact on boom end option is required)	X	X	X	X
Pallet forks carriage guard	X	X	X	X
Pallet forks counterplate w/pins (for quick att. use)	X	X	X	X
Pallet forks extender (with set of 2 forks)	X	X	X	X
Pallet forks extensions (set of 2, L=1900 mm)	X	X	X	X
Pallet forks teeth (set of 2, 120x45 mm, L=1200, 3.8 t)	X			
Pallet forks teeth (set of 2, 150x50 mm, L=1200, 4.5 t)		X		X
Pallet forks teeth (set of 2, 150x50 mm, L=1200, 5.0 t)			X	
Positive jib w/man platform (200 kg – pre-installation is required)		X	X	X
Positive/negative jib w/man platform (200 kg – pre-installation is required)		X	X	X

A wide variety of telehandler options and attachments are available; please contact your local dealer for an exhaustive list.



www.bobcat.eu



**Bobcat**®

Specifications and design are subject to change without notice. Pictures of Bobcat products may show other than standard equipment.

